Moldoplástico, sa

EMPRESA CERTIFICADA

CERTIFICADO N. 96 / CEP. 232 EMITIDO PELO INSTITUTO PORTUGUÊS DA QUALIDADE

NP EN ISO 9001

MOLDOPLÁSTICO WAS FOUNDED IN 1955. AS A COMPANY WE OFFER A COMPLETE SERVICE INCLUDING PRODUCT DESIGN, TOOL DESIGN, TOOL BUILDING AND MOULDING. WE ALSO HAVE EQUIPMENT TO PRODUCE GAS ASSISTED MOULDINGS.

PRODUCTION PLANNING, AND QUALITY CONTROL, HAVE ALWAYS BEEN CONSIDERED TO BE OF KEY IMPORTANCE TO KEEP DELIVERY TIMES AND GUARANTEE THE QUALITY OF OUR TOOLS.

OUR GOAL IS TO PROVIDE OUR CUSTOMERS WITH LONG LIFE, LOW COST MAINTENANCE, OPTIMUM CYCLE MOULDS.

AS RESULT OF OUR DEDICATION TO ONGOING DEVELOPMENT, IN 1995 WE WERE AWARDED THE ISO 9001 QUALITY CERTIFICATE.

WE HAVE 160 PEOPLE.

OUR PLANT FACILITIES OCCUPY AN AREA OF 6700 M^2.

WE PRODUCE TOOLS FOR ANY KIND OF MOULDING MATERIALS.

MAXIMUM TOOL WEIGTH: 50 TONES.

DESIGN

MOLDOPLASTICO'S DESIGN DEPARTMENT IS EQUIPPED TO MAKE FULL USE OF THE LATEST CAD/CAM TECHNOLOGY. CO-OPERATION ON THE PRODUCT DESIGN HAS BEEN SUCCESSFUL TO FIND MORE ECONOMICAL SOLUTIONS AND TO IMPROVE TOOL PERFORMANCE.







WE HAVE A LONG EXPERIENCE ON THE USE OF METAL ALLOYS IN MOULD BUILDING.

MANUFACTURING

THE MOST RECENT CNC EQUIPMENT IS USED AT ALL STAGES OF THE MANUFACTURING PROCESS, WICH IS CARRIED OUT BY A HIGHLY-SKILLED WORKFORCE

ONA
4.240





THE TOOLS

WE HAVE ALL THAT IS
NEEDED TO BUILD YOU A
COST EFFECTIVE, OPTIMUM
CYCLE, LOW MAINTENANCE,
LONG RUNNING TOOL







QUALITY CONTROL AND TESTS

OUR QA CONTROLS INCLUDE MOULD TRYOUT, DIMENSIONAL REPORTS, DEBUGGING, CAPABILITY TO MOULD GAS ASSISTED PARTS AND CUSTOM MOULDING.



TECHNICAL PARTS

WIDE RANGE OF MOULDS
BUILT FOR INDUSTRIES
SUCH AS ELECTRONICS
AND AUTOMOTIVE.

FURNITURE

WE HAVE BUILT MORE THAN 300 MOULDS FOR GARDEN FURNITURE PRODUCTS OVER THE LAST 15 YEARS.

CONTAINERS/MATERIALS HANDLING

WE ARE VERY EXPERIENCED IN BUILDING MOULDS FOR ANY TYPE OF CONTAINER, FROM BEVERAGE CRATES TO DUST BINS AND PALLETS.

TECHNICAL INFORMATION

MILLING MACHINES

1 – ZAYER 2200BF3 – CNC HEIDENHAIN TNC 150

Table	2180 x 800 mm
Longitudinal stroke	1880 mm
Transversal stroke	1020 mm
Vertical stroke	1000 mm

1 – CORREA A25725 – CNC HEIDENHAIN TNC 155

Table	2800 x 900 mm
Longitudinal stroke	2500 mm
Transversal stroke	1000 mm
Vertical stroke	1000 mm

1 – INDUMA MBM 25 – DIGITAL READING

Table	2500 x 700 mm
Longitudinal stroke	2000 mm
Transversal stroke	900 mm
Vertical stroke	1000 mm

1 – INDUMA MBM 25 – CNC HEIDENHAIN TNC 155

Table	2500 x 700 mm
Longitudinal stroke	2000 mm
Transversal stroke	900 mm
Vertical stroke	1000 mm

1 – ZAYER 1700 AF3 – CNC HEIDENHAIN TNC 155

Table	1700 x 500 mm
Longitudinal stroke	1320 mm
Transversal stroke	610 mm
Vertical stroke	610 mm

1 – HERMLE VWF 721 – CNC HEIDENHAIN TNC 155

Table	800 x 400 mm
Longitudinal stroke	500 mm
Transversal stroke	360 mm
Vertical stroke	400 mm

1 – MECOF CS 10VA

Table	6000 x 1030 mm
Longitudinal stroke	3760 mm
Transversal stroke	870 mm
Vertical stroke	1150 mm

1 – ZAYER KF 3000 – CNC 155

Table	3000 x 1000 mm
Longitudinal stroke	2700 mm
Transversal stroke	1000 mm
Vertical stroke	1000 mm

1 – ZAYER ZF 1700 – CNC 155

Table	1700 x 630 mm
Longitudinal stroke	1400 mm
Transversal stroke	700 mm
Vertical stroke	700 mm

1 – TOP WELL

Table	1000 x 400 mm
Longitudinal stroke	800 mm
Transversal stroke	400 mm
Vertical stroke	350 mm

1 – RAMBAUDI V2 – CNC 415B

Table	1065 x 300 mm
Longitudinal stroke	750 mm
Transversal stroke	280 mm
Vertical stroke	415 mm

1 – ZAYER ZF 2000 – CNC 415B

Table	2000 x 800 mm
Longitudinal stroke	1700 mm
Transversal stroke	800 mm
Vertical stroke	600 mm

1 – ZAYER 20 KF 3000 – CNC 426

Table	3000 x 1000 mm
Longitudinal stroke	2700 mm
Transversal stroke	1200 mm
Vertical stroke	1000 mm

1 – ANAYAK UM 1800 – CNC 406

Table	1600 x 800 mm
Longitudinal stroke	1600 mm
Transversal stroke	920 mm
Vertical stroke	750 mm

1 – ANAYAK ANAK MATIC 9 – CNC 407

Table	1300 x 530 mm
Longitudinal stroke	1100 mm
Transversal stroke	500 mm
Vertical stroke	500 mm

COPY MILLING MACHINES

1 – BOKO WF3 WITH INDRAMAT COPY SYSTEM

Working surface	1300 x 800 mm
Longitudinal stroke	1000 mm
Transversal stroke	800 mm
Vertical stroke	680 mm
Overall size	2100 x 800 mm

2 – BOKO WF2/10K WITH INDRAMAT COPY SYSTEM

Working surface	1500 x 800 mm
Longitudinal stroke	1500 mm
Transversal stroke	1000 mm
Vertical stroke	700 mm
Overall size	2300 x 1000 mm

1 – BOKO F63 100K CNC FIDIA

Working surface	2500 x 1200 mm
Longitudinal stroke	2400 mm
Transversal stroke	1200 mm
Vertical stroke	1000 mm
Overall size	3400 x 1200 mm

1 – OERLIKON FB3 CNC FIDIA

Working surface	2400 x 950 mm
Longitudinal stroke	1800 mm
Transversal stroke	1000 mm
Vertical stroke	850 mm
Overall size	3400 x 1000 mm

DRILLING MACHINES

1 – S. ROCCO MEC 3

Table	930 x 920 mm
Longitudinal stroke	920 mm
Transversal stroke	920 mm
Vertical stroke	920 mm

1 – TOS W 9

Table	1120 x 1000 mm
Longitudinal stroke	1250 mm
Transversal stroke	1400 mm
Vertical stroke	1020 mm

2 – TOS W 10 A WITH DIGITAL READING

Table	1250 x 1250 mm
Longitudinal stroke	1250 mm
Transversal stroke	1600 mm
Vertical stroke	1120 mm

1 – TOS WHN 130 WITH DIGITAL READING – 4 axes

Table	1500 x 1500 mm
Longitudinal stroke	1580 mm
Transversal stroke	2020 mm
Vertical stroke	1580 mm

JIG BORING MACHINES

1 – MAS VR 5 NG – CNC HEIDENHAIN TNC 135

Table	1600 x 1000 mm
Longitudinal stroke	1360 mm
Transversal stroke	1000 mm
Vertical stroke	875 mm

PANTOGRAPHES

1 – PARPAS

Longitudinal stroke	350 mm
Transversal stroke	230 mm
Vertical stroke	350 mm
Ratio	1:1

GRINDING MACHINES

1 – ALPA RT 1100	
Working table	1110 x 500 mm
Longitudinal stroke	1300 mm
Transversal stroke	600 mm
1 – ALPA RT 450	
Working table	450 x 200 mm
Longitudinal stroke	450 mm
Transversal stroke	200 mm
1 – GIORIA RH/N CILINDRICA	
Longitudinal stroke	1000 mm
The maximum diameter rectify	230 mm
1 – SUNNY SGS 1020 AH	
Longitudinal stroke	800 mm
Transversal stroke	300 mm

ELECTRICAL DISCHARGE MACHINE

1 – ONA MOD. BA IRU – 66 A	
2 – ONA MOD. S-320 120 A	
1 – ONA MOD. MATIC 60 A – CNC POLYSPARK	
1 – ONA MOD. P-250-120 A – CNC POLYSPARK	
Tank dimensions	2400 x 1450 x 800 mm
Longitudinal stroke	1500 mm
Transversal stroke	1000 mm
Vertical stroke	400 mm
1 – ONA MOD. P-640-240 A – CNC POLYSPARK	
Tank dimensions	2400 x 1450 x 1000 mm
Longitudinal stroke	1500 mm
Transversal stroke	1000 mm
Vertical stroke	400 mm
1 – ELECTRO-EROSÃO.ONA DATIC D-360 CNC	
Tank dimensions	650 x 400 x 600 mm
Longitudinal stroke	600 mm
Transversal stroke	400 mm
Vertical stroke	300 mm
1 – ELECTRCO-EROSÃO.EDM 450-75	
Tank dimensions	700 x 400 x 500 mm
Longitudinal stroke	420 mm
Transversal stroke	380 mm
Vertical stroke	250 mm
1 – ELECTRO-EROSÃO.ONA DATIC D-360 CNC	
Tank dimensions	1200 x 800 x 380 mm
Longitudinal stroke	600 mm
Transversal stroke	400 mm
Vertical stroke	300 mm

LATHES

1 – ABATE with 1,25 m. between points

1 – SAIMP with 1,2 m. between points

1 – HARRISON with 1,2 m. between points – with digital reading

1 – LOMBARDO with 1,5 m.between points, with a lathe diameter capacity of 1350 mm

DRILLING-BORING MACHINES

1 – CSEPEL	
Working table	1325 x 930 mm
Drilling capacity	Diam. 80 mm
1 – MAS	
Working table	2300 x 1080 mm
Drilling capacity	Diam. 80 mm
1 – BERGONZI	
Working table	1140 x 690 mm
Drilling capacity	Diam. 40 mm
1 – EFI	
Drilling capacity	Diam. 20 mm
1 – EFI	
Drilling capacity	Diam. 16 mm
2 – IBARMIA	
Drilling capacity	Diam. 20 mm

TOOL GRINGING MACHINES

1 – CINCINNATI (MILLING CUTTER)	
Longitudinal stroke	400 mm
Transversal stroke	250 mm
1 – AFFIATRICI MOD. M3 400/U (MILLING CUTTER)	
1 – AFFIATRICI MOD. M3 5/55 (DRILL)	
1 – 3D MESURING MACHINE POLI – MOD.TV7BP 100	
Granite table	300 x 1500 mm
Longitudinal stroke	2500 mm
Transversal stroke	1500 mm
Vertical stroke	1000 mm

SPOTING PRESS

MILLUTENSIL MIL 203	
Table	2000 x 1500 mm
Maxim. opening	1800 mm
Maxim. Weight allowed	30.000 kg

CAD/CAM

12 working station with CADKEY V7

6 working stations with SURFCAM V 6.1 (nurbs)

1 working station with VARIMETRIX V 5.0

1 working station with WORKNC V 95.2 (machining)

Media compatibility:

- 3,5" 1,44 MB DOS Formatted Diskettes
- 4 mm DAT 2 Gb/4 Gb tar/cpio (DDS/DDS-2)
- CD-ROM DOS/UNIX

Data compatibility:

- IGES
- VDA

Injection machines	Locking Force (Tonnes)	Platen Area	Shot Weight
1 – ENGEL ES 50	50	330 x 330	140
1 – ENGEL ES 125	125	420 x 420	287
1 – ENGEL ES 800	800	900 x 900	3500
1 – PECO 12/80	1200	1010 x 1010	6500
1 – REALPRESS HTL 1400	1400	2240x2240	7890-15300

Moldoplástico, sa

PO BOX 22 · BARROCAS · 3721 OLIVEIRA DE AZEMEIS CODEX PORTUGAL
TELEFONE 351 56 682073 · FAX 351 56 681236
e-mail: moldoplastic@mail.telepac.pt